

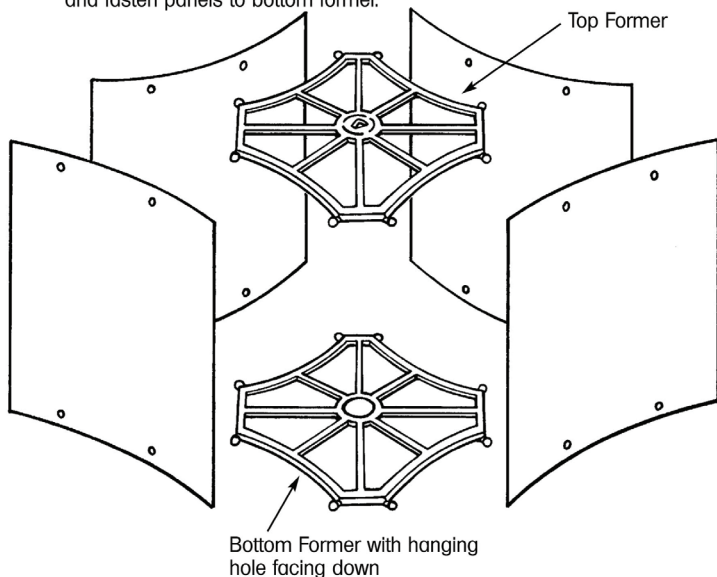
**1**

**620 80254 01** (CGH Universal Plastic Ceiling Hook): Holds panels from 12" to 24" wide.

**620 80254 03** (Sure-Twist® Ceiling Clip): Holds panels from 12" to 24" wide.

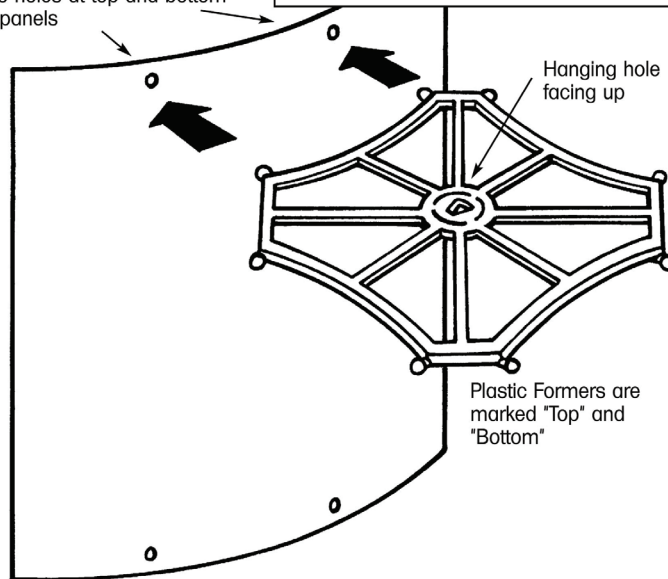
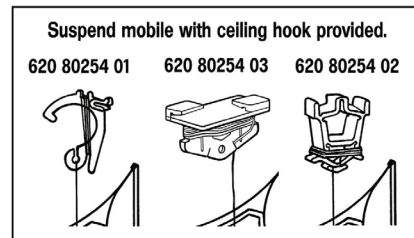
**620 80254 02** (Eagle™ Ceiling Clip): Holds panels from 12" to 24" wide.

Start assembly by attaching panels to top plastic former, according to the instructions in (2). Then carefully turn partial assembly upside down and fasten panels to bottom former.



**2**

Assemble graphics panels to plastic formers by fastening ball shape posts into holes at top and bottom of panels



## Warning: Hanging Instructions

Mobile ceiling mounts are designed to support lightweight signs only and are intended only for indoor use. Certain displays or environments may result in unsafe conditions. Instructions must be carefully followed to avoid such conditions.

**1. MOBILE CEILING MOUNTINGS SHOULD NOT BE USED IN CERTAIN ENVIRONMENTS AS INJURY OR DAMAGE MAY OCCUR.**

Mobile ceiling mountings are designed for indoor use in which room temperature is between 50°-80° F. Colder or warmer environments may reduce the strength of the mounting. Weight limits listed apply to indoor use only.

**2. DISPLAY WEIGHT SHOULD NOT EXCEED 2 LBS., AS INJURY OR DAMAGE MAY OCCUR.**

User should weigh display to insure mounting will provide adequate support. The combined weight of all signs should be considered.

**3. STRUCTURES TO WHICH MOUNTING IS ATTACHED MUST BE ELEVATED SEPARATELY.**

Ceiling structures vary from location to location. Manufacturer should be consulted concerning the strength of ceiling support.

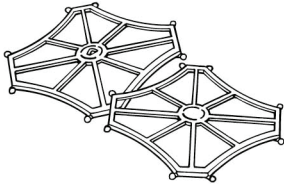
**4. DISPLAY SHOULD NOT BE MOUNTED IN THE DIRECT PATH OF HEATING OR AIR CONDITIONING DUCTS, AS INJURY OR DAMAGE MAY OCCUR.**

The resultant possible excessive motion of the mobile may weaken the supporting system, i.e. string and/or mounting.

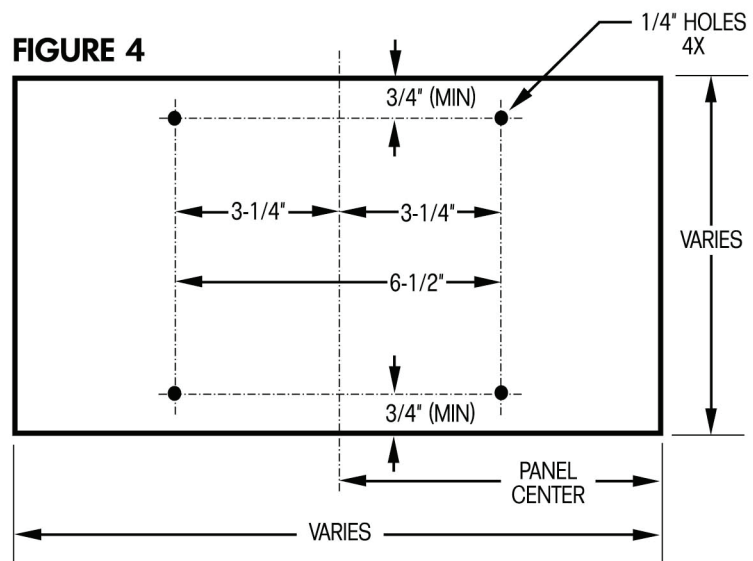
**IF DISPLAY WEIGHT EXCEEDS MANUFACTURERS RECOMMENDATION, THE DISPLAY SHOULD NOT BE HUNG AS INJURY OR DAMAGE MAY OCCUR.**

030925

## TECHNICAL SPECIFICATIONS



- **DISPLAY PANELS:**  
Requires (4) panels 12" to 24" wide  
NOTE: Panels must be the same size
- **PANEL THICKNESS:**  
10 to 24 point board
- **HOLES:**  
1/4" Diameter
- **HOLE POSITION:**  
See FIGURE 4
- **POLE SIZE (optional):**  
Fits 1-1/2" or 1-3/4" O.D. poles  
with 1/8" core, motorized



20190410